

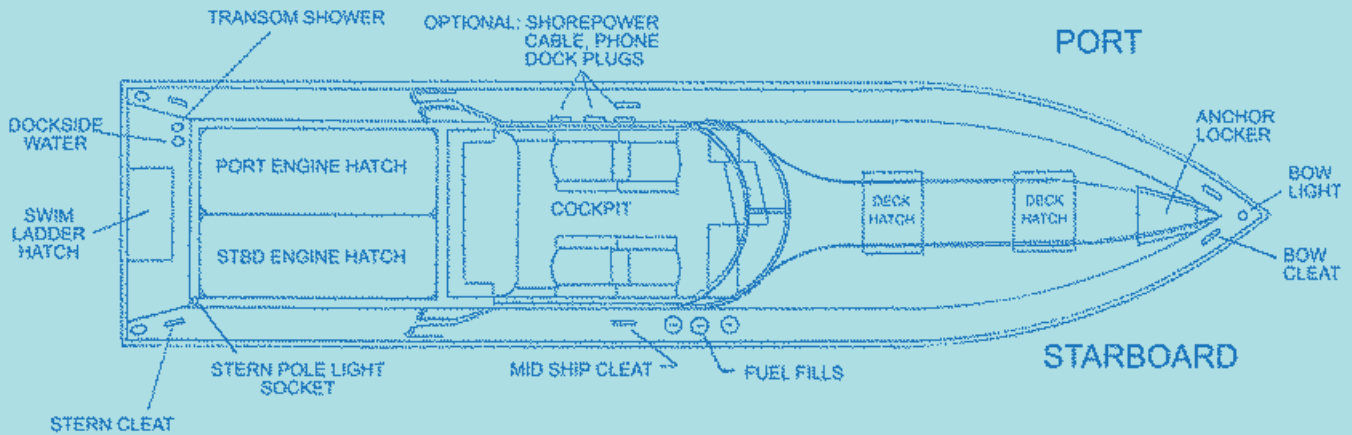


Sport 47 Lightning

LOA:	47'3" / 14.4 m
Beam:	9' / 2.74 m
Weight, Dry:	16,500 lbs.* / 7,500 kgs
Fuel Capacity:	340 gals. / 1,287 L
Draft w/ Drive Down:	38" / 0.96 m
Recommended Power:	
Twin Staggered Mercury 700 SCI NXT #6	
Speed:	88+ mph
Hull Warranty:	6 Years
Cruise (Fuel) at 50 mph:	57 gph
WOT (Fuel) w/Tw 700 SCI:	116 gph at 88 mph
Maximum Cruising Range:	
322 miles at 90% capacity	

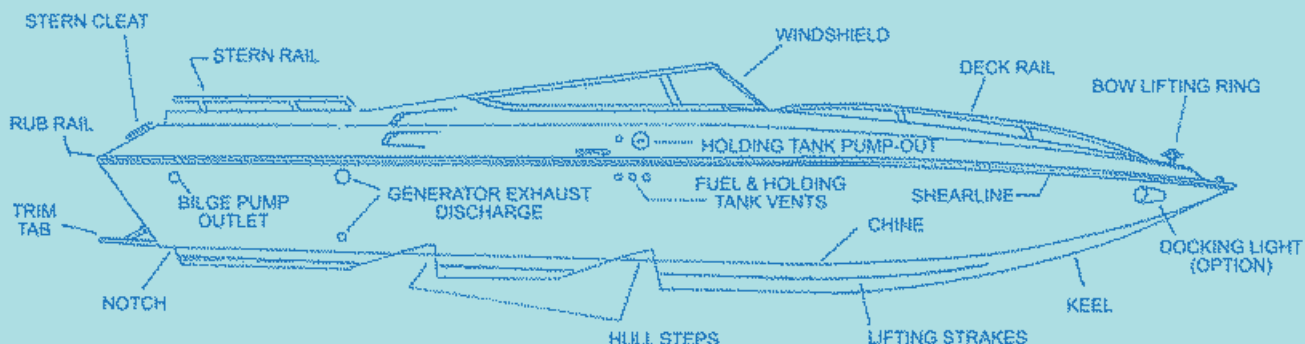
Be advised that performance figures are merely an estimate of what you can expect based on our factory testing program. The above listed speeds are verified by GPS with one test driver and less than forty (40) gallons of fuel. Boat speeds, fuel milage and range can vary depending on weight, fuel load, number of passangers, air temperature, altitude, humidity, barometric pressure, water conditions, wind, engine tuning, horsepower (HP) variance from engine to engine, propellers, canvas and numerous other factors beyond our control. Cruising range calculated at 90% tank capacity. Fountain Powerboats reserves the right to make changes on standard and optional equipment at any time without prior notice. Useable fuel in a gas tank may be slightly less than the advertised fuel capacity.

*Boat weights can vary depending on optional equipment.



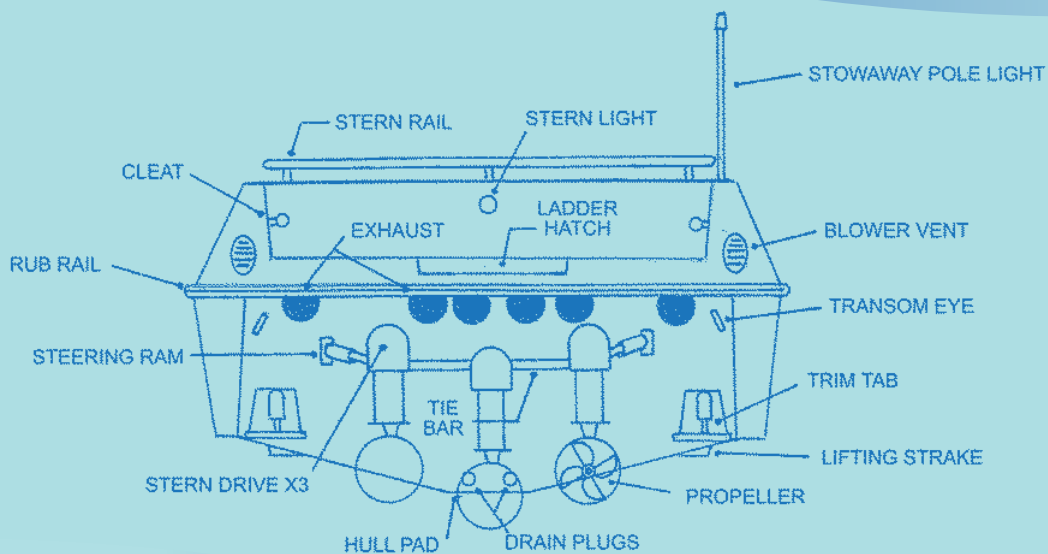
Features

- Anchor locker, recessed in foredeck
- Batteries, (3) in heavy duty w/jumper cables and receptacle
- Blower, exhaust for head
- Carpeting, cockpit, customized w/embroidered Fountain logo
- Fire extinguisher, automatic
- Bilge pumps, two, 12 volt DC, 1200 GPH automatic/manual pump
- Carbon monoxide detector, cabin
- Depth gauge
- Head, electric flush w/holding tank & dockside pump-out
- Engine compartment w/lighting & motorized hatch w/custom logo
- Galley sink, 2 burner electric stove, refrigerator, hot & cold water pressure system
- Horns, electric
- Cockpit seating, 4 bolsters with rear bench or 6 bolsters
- Hour meter
- Refrigerator in wet bar, 115/12V
- Drink holders, cockpit and cabin
- Instrumentation, heavy duty Livorsi gauges w/integrated warning lights, GPS speedometer, Screen Display - Vessel View
- Satellite radio, Sirius or XM
- Hot water heater, 11 gallons
- Steering, heavy duty hydraulic, offshore hi-performance w/dual pumps, tie bar, external
- Fuel vapor detector
- Swim ladder, fold down off transom w/integral fiberglass cover
- Propellers, stainless steel to match engine and drive package
- Windshield frame, powder coat
- Windshield, wrap around
- Anchor with mounting bracket in bow locker
- Bilge blowers, (2)
- Cabin, customized
- Dash with monster gauges; carbon fiber, including carbon fiber glovebox lid and surround, color coordinated throttles, gauge rims, bezels, wheel hub & steering wheel
- Battery switches, three, parallel, explosion proof
- Bow lights, pop-up with deck bezels
- Cockpit billet accents include: seat legs, cockpit rails, speaker covers, & step pads
- Graphics, standard selection
- Cockpit cover, form fitted including windshield, upgraded material
- Fresh water flush
- Hand laid composite hull and deck manufactured w/multi-directional fiberglass, w/high density coring and Interplastic vinyl ester resin and w/hull and deck laminated, thru-bolted, screwed and sealed together w/heavy duty marine sealant/adhesive
- Shore power w/20 amp charger 120V

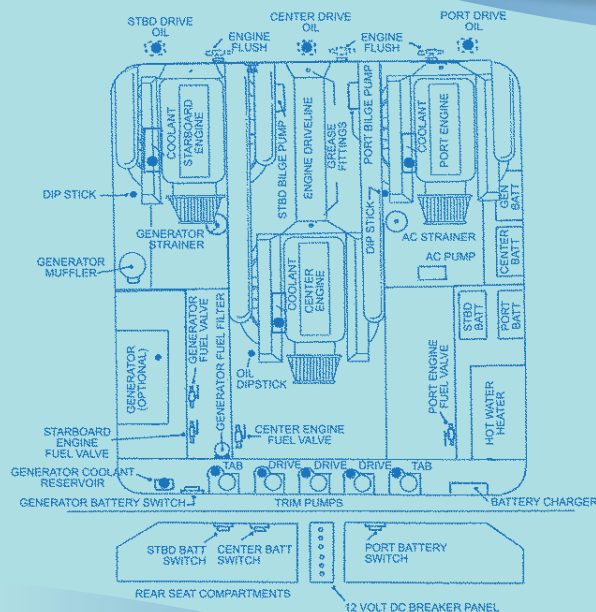


Features

- Engine room billet accents includes: battery box w/ chrome engraved step pad, fender holders, hatch rams, water fills (blue only), trim pump caps, motor well panel, sea strainer, & drive line cover
- Rails, bow and stern, 316L stainless steel, thru-bolted
- Super ventilated positive lift hull
- Fuel filters, three w/water separators
- Rubrail with stainless steel insert
- Fuel tanks, heavy duty, 3/16" thick aluminum; foamed, glassed and bolted in position w/stainless steel pickups, 315 gallon total capacity
- Slimline cleats, pop-up with deck bezels
- Stereo, marine AM/FM/CD w/six marine speakers, 1 subwoofer, and 1 amplifier, CD changer
- Sun deck, upholstered over engine hatch w/bolt logo
- Throttles, billet race w/trim switch for drives
- Trim indicators, mechanical for drives and tabs
- Sea strainers
- Trim tabs, heavy duty hydraulic, offshore hi-performance
- Ballast tank forward with remote water pickup & electric pump out w/toggle switch)
- Billet race throttles & shift with trim switches
- Bow storage compartment with lights
- Fire extinguisher automatic/ (2 hand held) (1 automatic)
- Bilge pumps aft and forward, manual/automatic (4) 12vdc (2, 1200 gph) (2, 550 gph)
- Color coordinated dash, throttles, gauges, bezels, wheel hub, steering wheel, cockpit rails
- Graphics, standard selection
- Battery switches, explosion proof
- Cockpit carpeting, custom with Fountain logos
- Fresh water flush
- Cockpit cover, form fitted including windshield, upgraded material
- Five point racing harnesses
- Super ventilated positive lift hull
- Exhaust, SS through transom
- Pop-up cleats (5) (1 at bow, 2 midship, 2 transom) with deck bezels
- Horn, electric
- Rails, 316L stainless steel thru bolted
- Instrumentation, heavy duty Livorsi gauges w/ integrated warning lights
- Satellite radio, Sirius or XM
- Intercom, 4 person with stereo, cell phone & VHF interface
- Stereo, AM/FM/CD 4 speakers, interfaced with intercom
- Livorsi monster gauges (4 tachometers, Mercury System View 5000, 4 water pressure, 4 oil pressure, 2 fuel gauges, 2 oil temp, 2 water temp, GPS speedometer)
- Windshield, 1/2" polycarbonate race, clear w/flush mounted fasteners
- Recaro racing seats on suspension mounts, (2 front adjustable Fwd & Aft)



- Sea strainer (Fountain Race)
- Steering, Latham heavy duty, twin pumps, race hi-performance with dual rams, SS tie bar
- Trim indicators heads up / mechanical for drives and tabs
- Bilge blowers (2)
- Blueprinted bottom
- Deck access hatch w/flush hardware
- Batteries, (2) Optima gel cell w/jumper cables
- Cockpit billet accents include: step pads
- Deck railing, center mounted
- Safety switches
- Billet battery boxes
- Compass
- Hand laid composite hull and deck manufactured w/multi-directional fiberglass, w/high density coring and Interplastic vinyl ester resin and w/hull and deck laminated, thru-bolted, screwed and sealed together w/heavy duty marine sealant/adhesive
- Engine hatch electric/hydraulic lift
- Pop-up bow navigation light with deck bezels
- Cockpit liner, composite gelcoat finish
- GPS, plotter and depth finder
- Flush mount gas fill (2)
- Ice chest built in insulated
- Fuel / water filters (2)
- Rear grab rail for passengers
- Fuel cells (2) 220 gallons total with surge tanks
- Stainless steel 316L transom and bow eyes
- Fuel vapor detector
- Suspension seats (4) w/custom embroidered headrests
- Propellers, Herings 6 blade
- Removable steering wheel
- Staggered engines
- Trib tabs Mercury, heavy duty
- VHF, Icom interfaced with intercom



Options

- Bimini Top W/Front & Side Enclosures
- CE Certification Kit
- Deck Graphics
- Hatch, Colored Mirror With Logo
- Oscillating Fans in Cabin (2)
- Radar Arch (Forward Angle)
- Shipping Cradle
- Shower, Transom (Fresh Water)
- Storage Cover over Gunwale
- TV, 15" Flat Screen with DVD



1st 4 Boats (UK)
Tel: +44 1202 760942

1st 4 Boats (Cyprus)
Tel: +357 238 32232

sales@1st4boats.com

www.1st4boats.com