

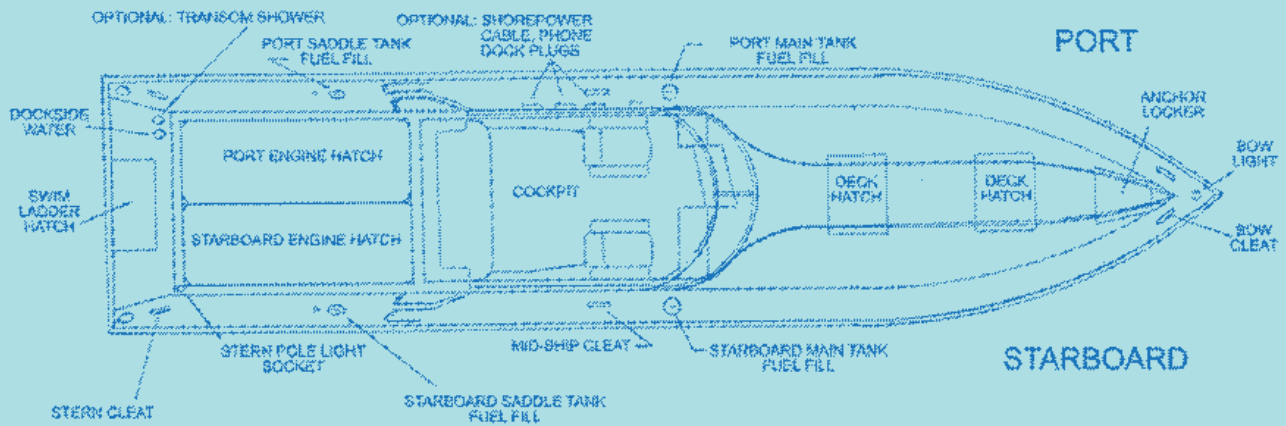


Sport 42 Lightning

LOA:	42' / 12.8 m
Beam:	8'6" / 2.6 m
Weight, Dry:	11,400 lbs.* / 5,182 kgs
Fuel Capacity:	328 gals. / 1,241 L
Freshwater Capacity:	13 gals. / 49 L
Draft w/ Drive Down:	40" / 1.0 m
Recommended Power:	
Twin Staggered Mercury 525 EFI w/ Bravo 1-XR/SSM/ITS	
Speed:	88+mph
Hull Warranty:	6 Years
Cruise (Fuel) at 58 mph:	54 gph
WOT (Fuel) w/Twin 525 Mercury:	
90 gph at 88 mph	
Maximum Cruising Range:	
300 miles at 90% capacity	

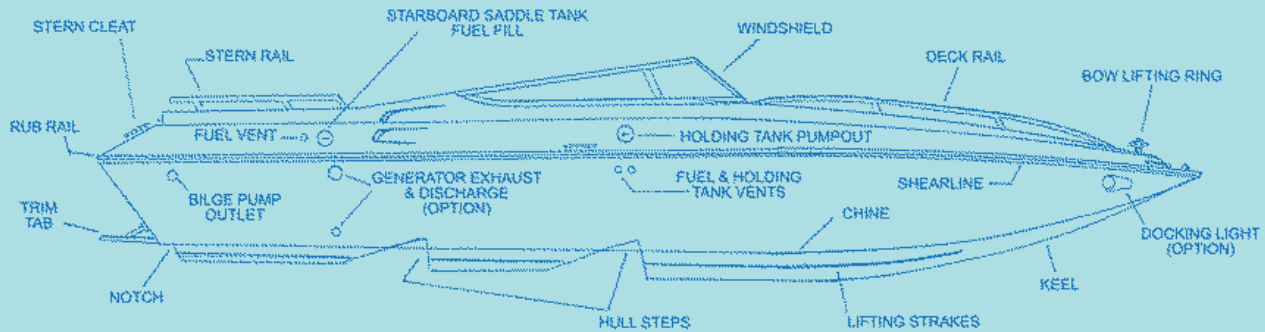
Be advised that performance figures are merely an estimate of what you can expect based on our factory testing program. The above listed speeds are verified by GPS with one test driver and less than forty (40) gallons of fuel. Boat speeds, fuel mileage and range can vary depending on weight, fuel load, number of passengers, air temperature, altitude, humidity, barometric pressure, water conditions, wind, engine tuning, horsepower (HP) variance from engine to engine, propellers, canvas and numerous other factors beyond our control. Cruising range calculated at 90% tank capacity. Fountain Powerboats reserves the right to make changes on standard and optional equipment at any time without prior notice. Useable fuel in a gas tank may be slightly less than the advertised fuel capacity.

*Boat weights can vary depending on optional equipment.



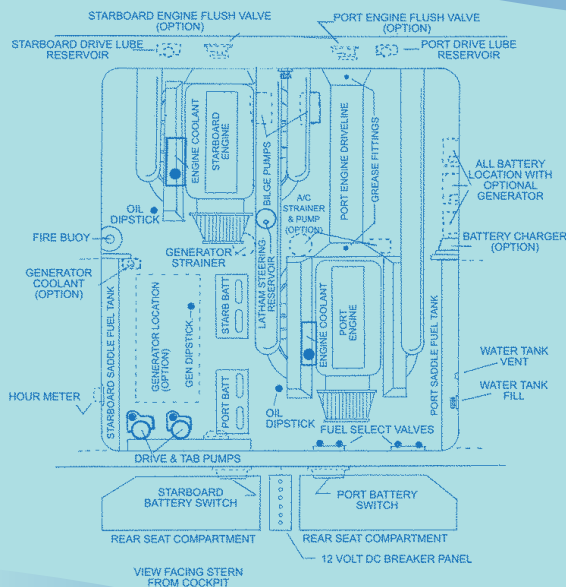
Features

- Anchor locker, recessed in foredeck
- Batteries, twin, heavy duty w/jumper cables and receptacle
- Bolster seats w/electric drop down
- Carpeting, cockpit, customized w/embroidered Fountain logo
- Head, enclosed w/porta potti
- Bilge pumps, two, 12 volt DC, 1200 GPH automatic/manual pump
- Cockpit billet accents include: seat legs, cockpit rails, speaker covers, & step pads
- Galley w/sink and cold water pressure system
- Cockpit cover, form fitted including windshield, upgraded material
- Engine compartment, w/hatch, motorized
- Hand laid composite hull and deck manufactured w/multi-directional fiberglass, w/high density coring and Interplastic vinyl ester resin and w/hull and deck laminated, thru-bolted, screwed and sealed together w/heavy duty marine sealant/adhesive
- Cockpit seating, 2 bolsters with rear bench or 5 bolsters (2 front & 3 rear)
- Horns, electric
- Satellite radio, Sirius or XM
- Fuel tanks, heavy duty, 3/16" thick aluminum, foamed, glassed and bolted in position w/stainless steel pickups, 328 gallon total capacity to include 240 gallon tank & (2) 35 gallon saddle tanks
- Slimline cleats, pop-up with deck bezels
- Sun deck, upholstered over engine hatch w/bolt logo
- Instrumentation, heavy duty Livorsi gauges w/integrated warning lights, GPS Speedometer, Screen Display - Vessel View
- Propellers, stainless steel to match engine and drive package
- Windshield frame, powder coated
- Throttles, billet race
- Trim indicators, mechanical for drives and tabs
- Trim switch on throttles
- Anchor with mounting bracket in bow locker
- Bilge blowers, (2)
- Cabin, customized
- Fire extinguisher, automatic
- Battery switches, two, parallel, explosion proof
- Bow lights, pop-up with deck bezels
- Dash with monster gauges; carbon fiber, including carbon fiber glovebox lid and surround, color coordinated throttles, gauge rims, bezels, wheel hub & steering wheel



Features

- Graphics, standard selection
- Depth gauge
- Fresh water flush
- Ice chest, built-in, insulated
- Engine room billet accents includes: battery box w/ chrome engraved step pad, fender holders, hatch rams, water fills (blue only), trim pump caps, motor well panel, sea strainer, saddle tank, & drive shaft
- Rails, bow and stern, 316L stainless steel, thru-bolted
- Super ventilated positive lift hull
- Hour meter
- Stereo, marine AM/FM/CD w/four marine speakers
- Fuel vapor detector
- Swim ladder, fold down off transom w/ integral fiberglass cover
- Steering, heavy duty hydraulic, offshore hi-performance w/dual pumps, tie bar, external Sea strainers
- Windshield, wrap around
- Trim tabs, heavy duty hydraulic, offshore hi-performance



Options

- Bimini Top W/Front & Side Enclosures
- CE Certification Kit
- Deck Graphics
- Hatch, Colored Mirror With Logo
- Oscillating Fans in Cabin (2)
- Refrigerator in Wet Bar
- Shipping Cradle
- Shower, Transom (Fresh Water)
- Storage Cover over Gunwale
- TV, 14" Flat Screen/ DVD Combo

