



LOW RES

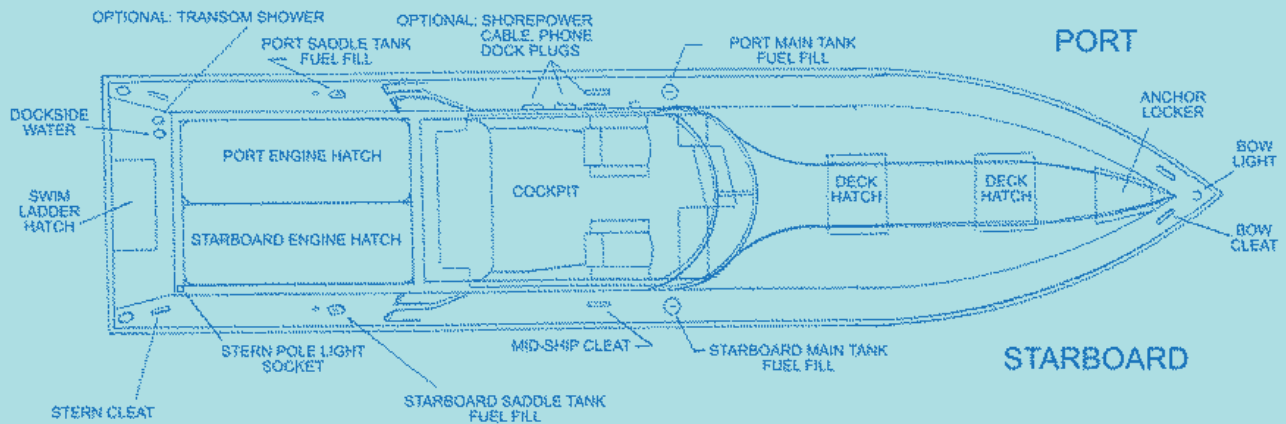


Sport 42 Executioner

LOA:	42' / 12.8 m
Beam:	8'6" / 2.6 m
Weight, Dry:	11,200 lbs.* / 5,090 kgs
Fuel Capacity:	328 gallons / 1,241 L
Freshwater Capacity:	13 gallons / 49 L
Draft w/ Drive Down:	40" / 1.0 m
Recommended Power:	
Twin Mercury 525 EFI w/ Bravo 1-XR/SSM	
Speed:	86+ mph
Hull Warranty:	6 Years
Cruise (Fuel) at 58 mph:	54 gph
WOT (Fuel) w/Twin 525 Mercury:	
90 gph at 86 mph	
Maximum Cruising Range:	
300 miles at 90% capacity	

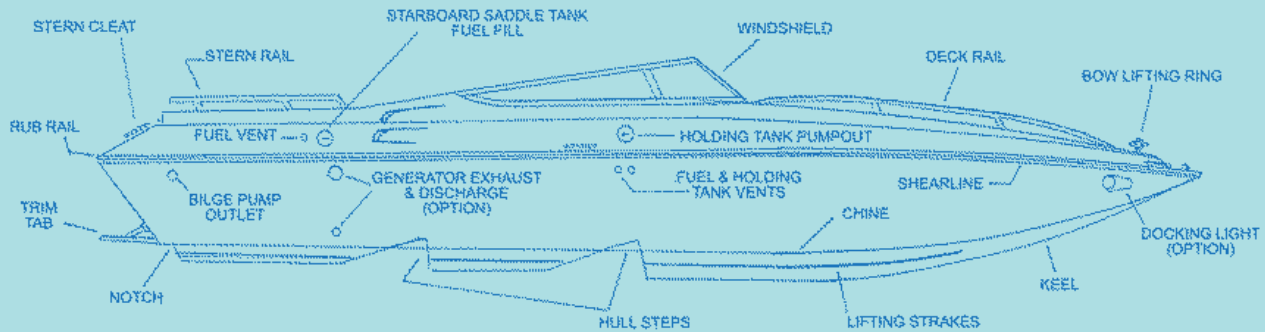
Be advised that performance figures are merely an estimate of what you can expect based on our factory testing program. The above listed speeds are verified by GPS with one test driver and less than forty (40) gallons of fuel. Boat speeds, fuel mileage and range can vary depending on weight, fuel load, number of passengers, air temperature, altitude, humidity, barometric pressure, water conditions, wind, engine tuning, horsepower (HP) variance from engine to engine, propellers, canvas and numerous other factors beyond our control. Cruising range calculated at 90% tank capacity. Fountain Powerboats reserves the right to make changes on standard and optional equipment at any time without prior notice. Useable fuel in a gas tank may be slightly less than the advertised fuel capacity.

*Boat weights can vary depending on optional equipment.



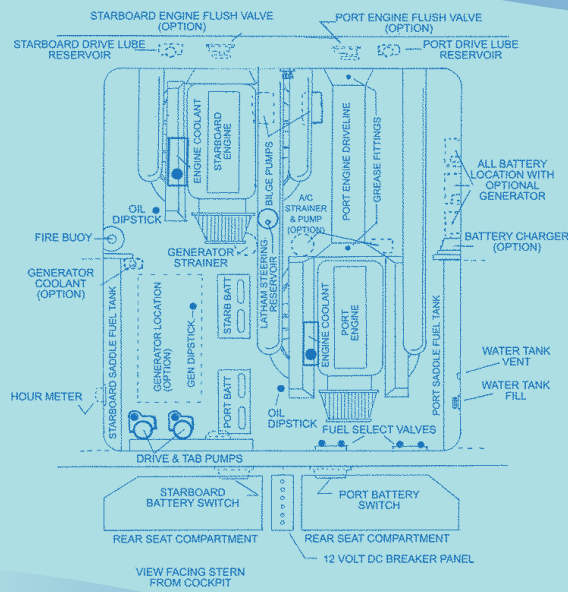
Features

- Anchor locker, recessed in foredeck
- Batteries, twin, heavy duty w/jumper cables and receptacle
- Billet steppads/cupholders/hub/vents
- Fire extinguisher, automatic
- Head, enclosed w/porta potti
- Bolster seats w/ drop seats
- Depth gauge
- Graphics, standard selection
- Battery switches, two, parallel, explosion proof
- Engine room billet accents includes: battery box w/ chrome engraved step pad, fender holders, hatch rams, water fills (blue only), trim pump caps, motor well panel, sea strainer, saddle tank, & drive shaft
- Hand laid composite hull and deck manufactured w/multi-directional fiberglass, w/high density coring and Interplastic vinyl ester resin and w/ hull and deck laminated, thru-bolted, screwed and sealed together w/heavy duty marine sealant/ adhesive
- Satellite radio, Sirius or XM
- Fuel filters, two, w/water separators
- Rails, bow and stern, 316L stainless steel, thru-bolted
- Super ventilated positive lift hull
- Fuel tanks, heavy duty, 3/16" thick aluminum, foamed, glassed and bolted in position w/stainless steel pickups, 328 gallon total capacity to include (2) 130 gallon tanks & (2) 34 gallon saddle tanks
- Slimline cleats, pop-up with deck bezels
- Steering, heavy duty hydraulic, offshore hi-performance w/dual pumps, tie bar, external
- Windshield frame, powder coated
- Throttles, billet race
- Sea strainers
- Trim switch on throttles
- Anchor with mounting bracket in bow locker
- Bilge pumps, two, 12 volt DC, 1200 GPH automatic/manual pump
- Dash with monster gauges; carbon fiber, including carbon fiber glovebox lid and surround, color coordinated throttles, gauge rims, wheel hub & steering wheel
- Galley w/sink and cold water pressure system
- Battery boxes 1-color w/ chrome engraved step pad
- Bow lights, pop-up with deck bezels
- Engine compartment, w/hatch, motorized
- Ice chest, built-in, insulated
- Carpeting, cockpit, customized w/embroidered Fountain logo
- Fresh water flush
- Horns, electric
- Cockpit billet accents include: step pads, vents, & cockpit rails
- Hour meter
- Stereo, marine AM/FM CD w/four marine speakers
- Cockpit cover, form fitted including windshield, upgraded material



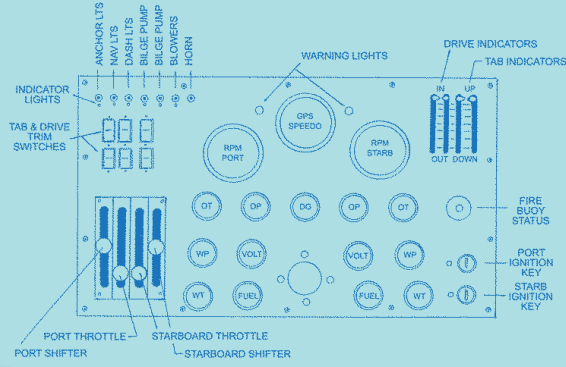
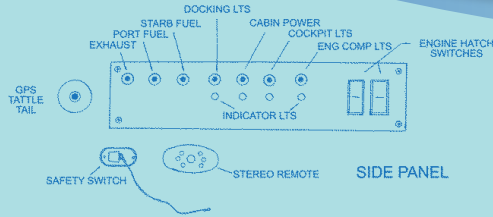
Features

- Instrumentation, heavy duty Livorsi gauges w/ integrated warning lights, GPS speedometer, Screen Display - Vessel View
- Fuel vapor detector
- Sun deck, upholstered over engine hatch
- Propellers, stainless steel to match engine and drive package
- Windshield, tinted
- Trim indicators, mechanical for drives and tabs
- Trim tabs, heavy duty hydraulic, offshore hi-performance



Options

- Bimini Top W/Front & Side Enclosures
- CE Certification Kit
- Deck Graphics
- Oscillating Fans in Cabin (2)
- Refrigerator in Wet Bar
- Shipping Cradle
- Shower, Transom (Fresh Water)
- Storage Cover over Gunwale
- TV, 14" Flat Screen/ DVD Combo



1st 4 Boats (UK)
Tel: +44 1202 760942

1st 4 Boats (Cyprus)
Tel: +357 238 32232

sales@1st4boats.com

www.1st4boats.com