

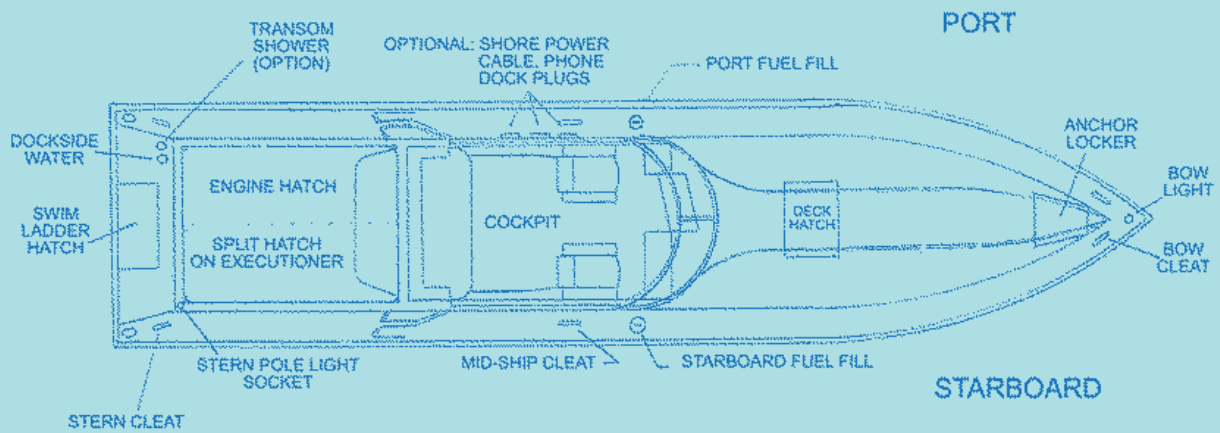


Sport 35 Lightening

LOA:	35' / 10.67 m
Beam:	8'6" / 2.6 m
Weight, Dry:	9,500 lbs.* / 4,318 kgs
Fuel Capacity:	160 gals. / 606 L
Freshwater Capacity:	13 gals. / 49 L
Draft w/ Drive Down:	35" / 0.9 m
Recommended Power:	
Twin Staggered Mercury 525 EFI w/ Bravo 1-XR/SSM	
Speed:	100+ mph
Hull Warranty:	6 Years
Cruise (Fuel) at 60 mph:	52 gph
WOT (Fuel) w/Twin 525 Mercury:	
90 gph at 100 mph	
Maximum Cruising Range:	
166 miles at 90% capacity	

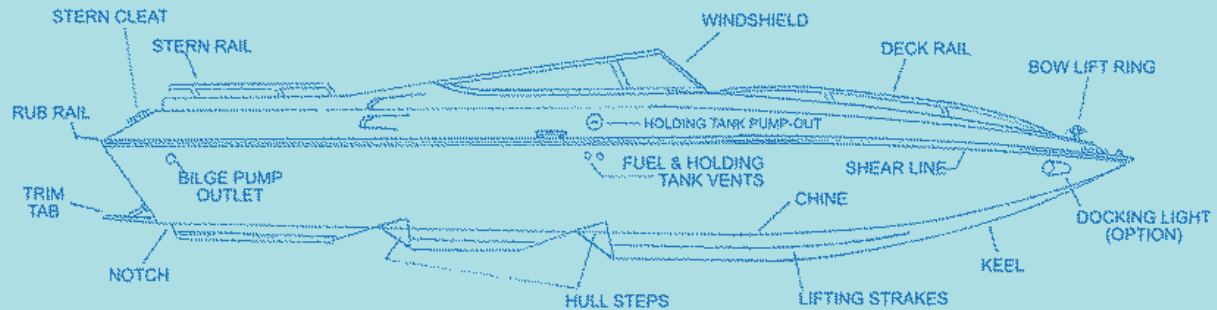
Be advised that performance figures are merely an estimate of what you can expect based on our factory testing program. The above listed speeds are verified by GPS with one test driver and less than forty (40) gallons of fuel. Boat speeds, fuel mileage and range can vary depending on weight, fuel load, number of passengers, air temperature, altitude, humidity, barometric pressure, water conditions, wind, engine tuning, horsepower (HP) variance from engine to engine, propellers, canvas and numerous other factors beyond our control. Cruising range calculated at 90% tank capacity. Fountain Powerboats reserves the right to make changes on standard and optional equipment at any time without prior notice. Useable fuel in a gas tank may be slightly less than the advertised fuel capacity.

*Boat weights can vary depending on optional equipment.



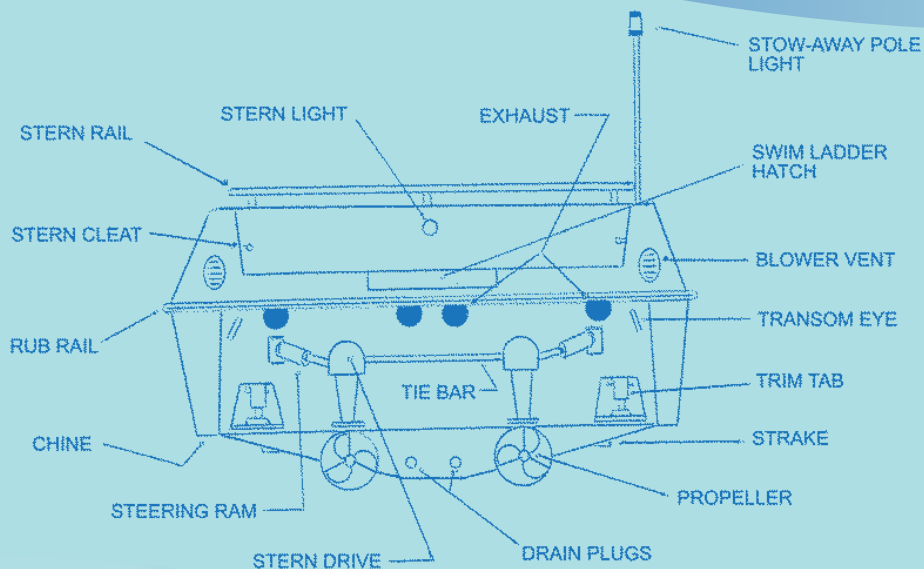
Features

- Anchor locker
- Batteries, twin, heavy duty/jumper cables and receptacle
- Bolster seats w/electric drop down
- Compass, electronic digital
- Head, with VacuFlush, enclosed fiberglass
- Bilge pumps, two, 12 volt DC, 1200 GPH automatic/manual pump
- Cabin, customized
- Dash with monster gauges; carbon fiber, including carbon fiber glovebox lid and surround, color coordinated throttles, gauge rims, bezels, wheel hub & steering wheel
- Cockpit billet accents include: seat legs, cockpit rails, speaker covers, & step pads
- Engine compartment w/lighting & motorized hatch
- Galley w/sink and cold water pressure system
- Cockpit cover, form fitted including windshield, upgraded material
- Horns, electric
- Satellite radio, Sirius or XM
- Cockpit seating, 2 bolsters with rear bench or 5 bolsters (2 front & 3 rear)
- Hour meter
- Stereo, marine AM/FM/CD w/four marine speakers
- Instrumentation, heavy duty Livorsi gauges w/integrated warning lights, GPS speedometer, Screen Display - Vessel View
- Sun deck, upholstered over engine hatch w/bolt logo
- Fuel vapor detector
- Swim ladder, fold down off transom w/ integral fiberglass cover
- Throttles, billet race
- Sea strainers
- Windshield, wrap around
- Trim tabs, heavy duty hydraulic, offshore hi-performance
- Anchor, custom polished stainless steel, integrated w/mounting bracket in bow locker
- Bilge blowers, (2)
- Cabin lighting
- Fire extinguisher, automatic
- Battery switches, two, parallel, explosion proof
- Bow lights, pop-up with deck bezels
- Carpeting, cockpit, customized w/embroidered Fountain logo
- Graphics, standard selection
- Depth gauge
- Fresh water flush
- Hand laid composite hull and deck manufactured w/multi-directional fiberglass, w/high density coring and Interplastic vinyl ester resin and w/hull and deck laminated, thru-bolted, screwed and sealed together w/heavy duty marine sealant/adhesive



Features

- Engine mounts, heavy duty plate
- Rails, bow and stern, 316L stainless steel, thru-bolted
- Super ventilated positive lift hull, twin step
- Engine room billet accents includes: battery box w/ chrome engraved step pad, fender holders, hatch rams, water fills (blue only), trim pump caps, motor well panel, sea strainer, & drive line cover
- Rubrail with stainless steel insert
- Fuel tanks, heavy duty, baffled, 3/16" thick aluminum; foamed, glassed & bolted in position w/ stainless steel pickups, 160 gal. total capacity
- Slimline cleats, pop-up with deck bezels
- V-Berth w/ electronic extension
- Steering, heavy duty hydraulic, offshore hi-performance w/dual pumps, tie bar, external
- Propellers, stainless steel to match engine and drive package
- Windshield frame, powder coated
- Trim indicators, mechanical for drives and tabs
- Trim switch on throttles



Options

- Bimini top w/front & side enclosures
- CE certification kit
- Deck graphics
- Faired engine compartment
- Hatch, colored mirror with logo
- Oscillating fans in cabin (2)
- Pop-up stainless steel bow light
- Shipping cradle
- Shower, transom (fresh water)
- Storage cover over gunwale



1st 4 Boats (UK)
Tel: +44 1202 760942

1st 4 Boats (Cyprus)
Tel: +357 238 32232

sales@1st4boats.com

www.1st4boats.com