



48 Express Cruiser

48 Express Cruiser

Specification

LOA: 48' 6" / 14.78

LOA w/ Extended Platform: 51' / 15.5 m

Beam: 12' / 3.66 m

Weight, Dry: 24,000 lbs / 10,886 kgs

Fuel Capacity: 470 gallons / 1,779 L

Freshwater Capacity: 80 gallons / 303 L

Holding tank : 36 gallons / 136 L

Draft w/ Drive Down: 46" / 1.2 m

Deadrise: 22°

Cabin Headroom: 6' 5" / 1.96 m

Sleeping Capacity: 4

Recommended Power: Triple 480 Cummins w/
Twin Disc Surface Drives

Speed: 64 mph

Hull Warranty: 6 Years

Cruise (Fuel) at 50 mph: 36 gph

WOT (Fuel) w/480 Cummins: 72 gph at 64 mph

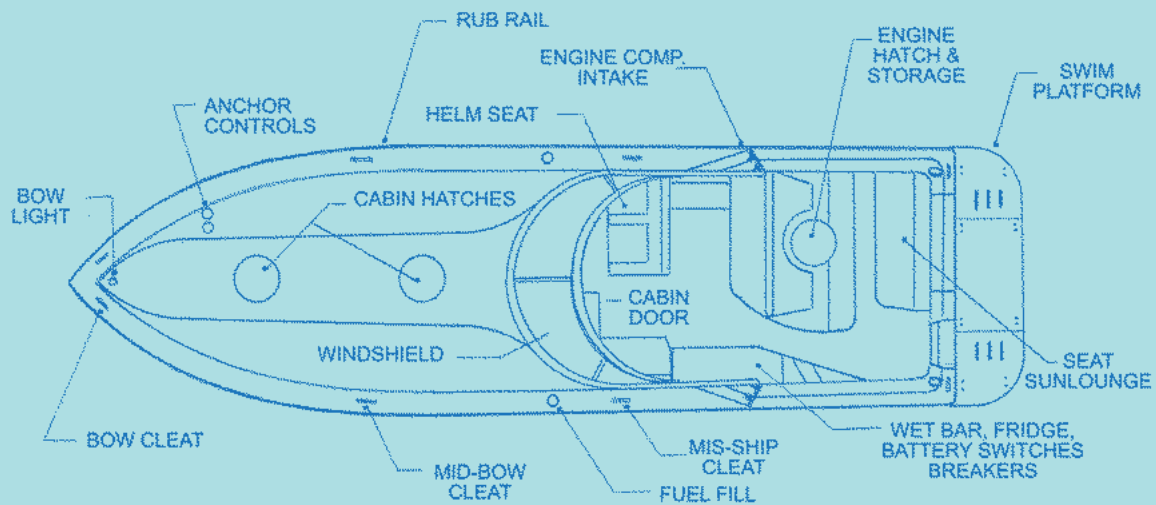
Maximun Cruising Range: 588 miles at 90%
capacity

LOA: 48' 6" / 14.78

LOA w/ Extended Platform: 51' / 15.5 m

Beam: 12' / 3.66 m

Be advised that performance figures are merely an estimate of what you can expect based on our factory testing program. The above listed speeds are verified by radar with one test driver and less than ten (10) gallons of fuel. Boat speeds and range can vary depending on weight, fuel load, number of passengers, air temperature, altitude, humidity, barometric pressure, water conditions, wind, engine tuning, horsepower (HP) variance from engine to engine, propellers, and numerous other factors beyond our control. Fountain Powerboats reserves the right to make changes on standard and optional equipment at any time without prior notice. Useable fuel in a gas tank may be slightly less than the advertised fuel capacity.



Features

Hardware

- Cleats- (2) "pop-up" stern, (4) midship, (2) forward
- Bowrail
- Side mount arch grab rail
- Rubrail with stainless steel insert
- Custom polished stainless steel anchor with chrome windlass and storage locker
- Dockside water pressure inlet with regulator
- Dockside waste pump-out fittings
- Stainless steel thru-hull fittings
- Swim platform with ladder
- Windshield, full frame wrap around

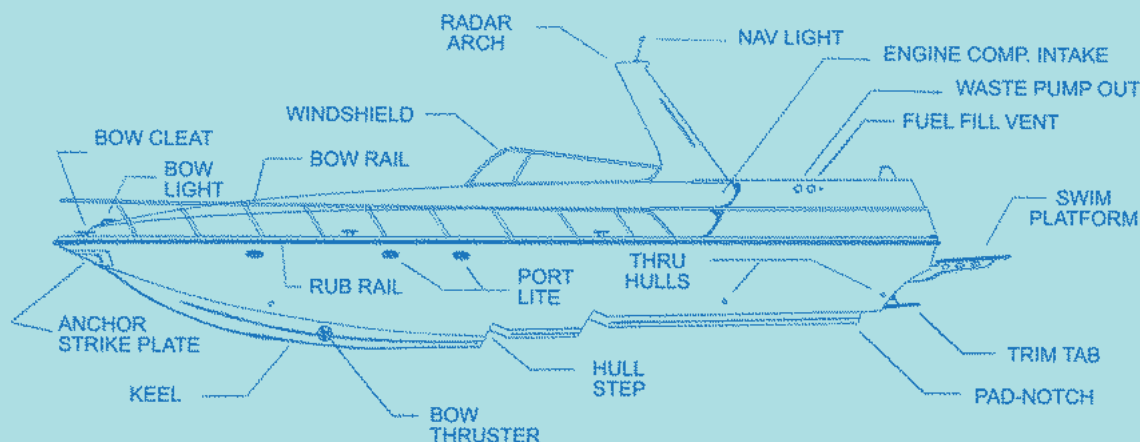
Engine compartment & bilge

- Triple Yanmar 6LY2A-STP's with Arneson surface piercing drives, trim indicators and stainless steel propellers
- Trim tabs-heavy duty with indicators
- 7.6 kW Diesel generator w/instrument panel and sound enclosure
- Heavy duty adjustable engine mounts with vibration isolators
- Fuel filters for engines and generator
- Power assist hydraulic steering system with dual pumps
- Coolant recovery system for engines and generator

- Sea Strainers-stainless steel
- Stainless steel exhaust system w/silencers
- Automatic bilge pumps-(4) engine room (2) forward
- Engine room diaphragm keel pumps (2)
- Shower sump pumps forward (2)
- Automatic pressurized fresh water system
- Bow thruster
- Carbon Monoxide detector
- Anchor and windlass
- Navigation lights
- Flush mount stainless steel electric horns
- High speed flush mount compass with light
- Engine room bilge water monitor
- Visual and audible engine alarm system
- Quarter turn seavalsves on below waterline thru-hulls

Salon and galley

- L-shaped sofa with seating for 4
- Cherry table in cabin
- Removable table
- Air conditioning w/reverse cycle heating, digital control and integrated air vents
- LCD 17" TV with surround sound and subwoofer, stereo with DVD & CD player
- Carpeting and suspended vinyl headliner
- Pleated draperies
- Cherry framed mirror



Features

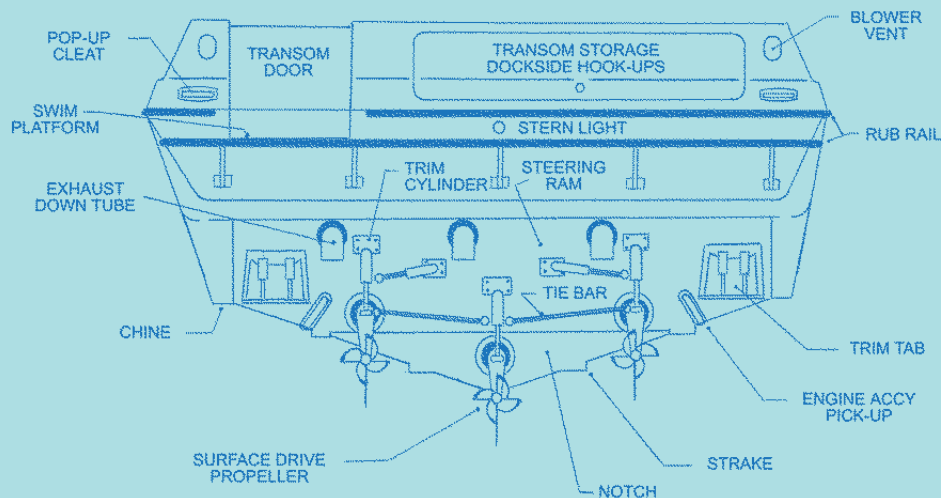
- Stainless steel port lights with screen
- Designer switches and receptacles
- Telephone outlet
- Master and Guest Heads
- High gloss fiberglass finish shower
- Fluorescent task lighting
- Low voltage overhead lighting with toe kick accent lights
- Corian galley countertop with polished stainless sink and chrome faucet
- Dish and storage lockers, silverware storage
- Overhead hatches
- Under counter pantry storage
- Microwave oven
- Refrigerator/Freezer upright, 120/12 volt
- Two burner glass top electric stove
- Medicine cabinet with mirror and storage
- VacuFlush marine toilet systems with tank monitor
- Exhaust fans in heads
- Stainless sink with storage cabinet below
- U shaped lounge with Removable table
- Rear lounge seat converts to sundeck with electric/hydraulic actuator
- Engine hatch with electric/hydraulic actuator and electrically raised storage area for table
- Integrated engine air vents
- Air conditioning
- Courtesy lighting
- Custom locking cabin entry way
- Transom shower with hot and cold faucet
- Transom walk through door to swim platform
- Seating for 8-10
- Recessed aluminum cup holders
- Diamond plate center floorboard in engine compartment
- High density foil backed insulation for soundproofing
- Water heater-20 gal stainless steel
- Twin VacuFlush 18 gal waste tanks
- 12 volt vapor-proof lighting and 120V AC weather proof receptacle

Cockpit

- Hard Top with courtesy lights, VHF antenna and omnidirectional TV antenna
- Canvas, front, side and aft enclosure
- Removable cockpit carpet
- Wet bar with sink, faucet and icemaker
- Storage below wet bar and seats
- Lazarette storage locker for fenders and lines

Lighting and electrical

- Main electrical distribution panel with magnetic type circuit breakers for 120/240 VAC and 12VDC, generator remote, volt-amp digital gauges, fresh water tank gauge
- DC Battery panel with engine and generator disconnect switches



Features

- Battery parallel system
- Four heavy duty marine batteries with custom cast hold down brackets
- Battery charger, automatic 50 Amp
- Sealed 4D battery with separate charger for windlass and bow thruster
- Bonding system with zinc anode protection
- 50 Amp 120/240 Volt AC shore inlet
- Cable TV-Telephone inlet
- 50 foot, 50 Amp shoreline cord
- Reverse polarity indicator
- U.L. listed pre-tinned boat cable
- 120VAC GFCI protected receptacles
- 12VDC lighting with 120VAC galley light
- Galvanic Isolator
- Shorepower, AC / Heat 120V
- Generator, 5.0 gas or 5KW diesel

Safety and navigation

- Automatic fire extinguishing system in engine room with dash monitor-diesel models have automatic engine and generator shutdown
- Patterned nonskid safety foredeck walkway
- Safety and Operational Manual

Forward master stateroom

- Carpeting and vinyl headliner
- Upholstered valances with accent lighting
- Queen mattress with comforter and pillows
- Mirror headboard with reading lights
- Padded hullsides and aft bulkheads
- 15" LCD TV with stereo, CD & DVD player
- Overhead hatch with screen
- Telephone outlet
- Air conditioning w/reverse cycle heating and digital control
- Dresser and cedar lined hanging locker with light

Aft guest cabin

- Carpeting and vinyl headliner
- Double size berth with comforter and pillows
- Padded headboard with reading lights
- 10" LCD TV with DVD player
- Ducted air conditioning/heating
- Cedar lined locker



Features

Master and guest heads

- High gloss fiberglass finish stand up shower
- Medicine cabinet with mirror and storage
- VacuFlush marine toilet w/tank monitor
- Stainless steel portlight with screen
- Exhaust fan
- Overhead and mirror lighting
- Stainless sink with storage cabinet below

Control station

- Fountain custom layout dash with full engine instrumentation, drive and trim tab indicators, throttles with drive trim switch on handle, tab and drive switches on dash, GPS speedometer, hour meters, fuel gauges (3) with low fuel warning lights, audible and visual engine alarm system, digital depth gauge, neutral safety lockout, systems switch panel, windlass remote control •
- Electronics area
- Stereo/CD with 4 speakers
- VHF Radio with antenna mount
- Bolster, electric side by side at helm
- 12 volt power outlet
- High speed compass with light
- Power steering with 12" padded stainless steel steering wheel

Options

- Billet, step pads/wheel hub
- Bow light, pop up, stainless steel
- CE certification kit
- Cockpit refrigerator (replaces icemaker)
- Fresh water flush (gas engine only)
- Hour Meter
- Overboard discharge
- Remote spotlight on bow or hard top
- Shipping cradle
- Sirius satellite radio
- Teak and holly cabin floor
- Teak cockpit floor



1st 4 Boats (UK)
Tel: +44 1202 760942

1st 4 Boats (Cyprus)
Tel: +357 238 32232

sales@1st4boats.com

www.1st4boats.com